

AMAL CARBURETTOR

CARBURETTORS

FOR 492 c.c. THREE CYLINDER ENGINE

(Fig. 8 Illustration)

Illustration and Part No.	Description	244 c.c.	328 c.c.	No. off	Price Each £ s. d.
244 c.c. AND 328 c.c. ENGINES					
	AMAL Type 375 Carburettor complete less Control Cables ...	•		1	4 10 0
	AMAL Type 376 Carburettor complete less Control Cables ...		•	1	4 15 0
	Mixing Chamber Body (Quote Full Number thereon) ...	•		1	1 6 6
	Mixing Chamber Body (Quote Full Number thereon) ...	•	•	1	1 11 6
244/765	Intake Flange Ring (not illustrated)	•	•		1 0
375/057	Jet Block ...	•	•	1	11 6
376/056	Jet Block ...	•	•	1	13 6
376/070	Jet Block Locating Peg ...	•	•		7
375/067	Jet Block Washer ...	•	•	1	2
376/067	Jet Block Washer ...	•	•	1	2
375/064	Mixing Chamber Top ...	•	•	1	3 8
376/064	Mixing Chamber Top ...	•	•	1	3 8
375/065	Mixing Chamber Top Ring ...	•	•	1	3 8
376/065	Mixing Chamber Top Ring ...	•	•	1	3 8
4/235	Mixing Chamber Top Spring ...	•	•	1	1 0
4/241	Mixing Chamber Top Spring Screw ...	•	•	1	2
4/035	Cable Adjuster ...	•	•	2	9
375/060	Throttle Valve 3] ...	•	•		8 0
376/060	Throttle Valve 4 ...	•	•		8 0
376/061	Throttle Valve Spring ...	•	•		7
375/063	Taper Needle ...	•	•	1	2 9
376/063	Taper Needle ...	•	•	1	2 9
4/230	Taper Needle Clip ...	•	•		7
375/062	Air Valve ...	•	•		5 3
376/062	Air Valve ...	•	•		5 3
5/047	Air Valve Guide ...	•	•		1 6
6/047	Air Valve Guide ...	•	•		1 6
4/046	Air Valve Spring ...	•	•		4
376/072	Needle Jet .105 ...	•	•		3 3
376/100	Main Jet No. 120 ...	•	•		1 6
376/100	Main Jet No. 230 ...	•	•		1 6
376/073	Main Jet Holder ...	•	•		4 9
376/074	Main Jet Holder Washer ...	•	•		2
376/075	Main Jet Cover Nut ...	•	•		1 3
376/076	Pilot Jet No. 30 ...	•	•		1 3
376/095	Pilot Jet Cover Nut ...	•	•		1 0
116/162	Pilot Jet Cover Nut Washer ...	•	•		2
332/017	Air Adjusting Screw ...	•	•		1 0
4/148	Air Adjusting Screw Spring ...	•	•		4
376/068	Throttle Stop Screw ...	•	•		1 0
376/069	Throttle Stop Screw Spring ...	•	•		3
229/048	Air Intake Tube ...	•	•		4 6
376/066	Air Intake Tube ...	•	•		4 9
376/083	Float ...	•	•		6 0
376/085	Float Hinge Spindle ...	•	•		8
376/094	Float Spindle Bush ...	•	•		4
376/089	Float Needle ...	•	•		1 10
376/088	Needle Seating ...	•	•		3 0
14/175	Needle Seating Washer ...	•	•		2
376/090	Banjo ...	•	•		2 6
14/175	Banjo Washer ...	•	•		2
376/091	Banjo Bolt ...	•	•		8
376/092	Banjo Bolt Washer ...	•	•		2
376/086	Tickler ...	•	•		1 3
343/011	Tickler Body ...	•	•		1 6
376/087	Tickler Spring ...	•	•		2
376/077	Float Chamber Cover ...	•	•		3 0
376/078	Float Chamber Cover Joint ...	•	•		4
376/079	Float Chamber Cover Screw ...	•	•		2
376/093	Filter Gauze ...	•	•		1 0

Part No.	Description	No. off	Price Each £ s. d.
	AMAL Type 376 Monobloc Carburettor complete with Air and Throttle to Gallery Cables ...	3	5 0 0
	Mixing Chamber Body ...	3	1 11 6
376/200	Intake Flange Ring (not illustrated)	1	1 0
244/765	Jet Block ...	1	13 6
376/056	Jet Block Locating Peg ...	1	7
376/070	Jet Block Washer ...	1	2
376/067	Mixing Chamber Top ...	1	3 8
376/064	Mixing Chamber Top ...	1	3 8
376/065	Mixing Chamber Top Cap Ring ...	1	3 8
4/235	Mixing Chamber Top Cap Spring ...	1	1 0
4/241	Mixing Chamber Top Cap Spring Screw ...	1	2
MB.1107/7	Air to Gallery Cable with Nuts ...	3	2 6
MB.1107/8	Throttle to Gallery Cable with Nuts ...	3	2 6
4/035	Cable Adjuster ...	6	9
376/060	Throttle Valve 4 Cutaway ...	3	8 0
376/061	Throttle Valve Spring ...	3	7
376/063	Taper Needle ...	3	2 9
4/230	Taper Needle Clip ...	3	7
376/062	Air Valve ...	3	5 3
6/047	Air Valve Guide ...	3	1 6
4/046	Air Valve Spring ...	3	4
376/072	Needle Jet .105 ...	3	3 3
376/100	Main Jet No. 190 ...	3	1 6
376/073	Main Jet Holder ...	3	4 9
376/074	Main Jet Holder Washer ...	3	2
376/075	Main Jet Cover Nut ...	3	1 3
376/076	Pilot Jet No. 30 ...	3	1 3
376/095	Pilot Jet Cover Nut ...	3	1 0
116/162	Pilot Jet Cover Nut Washer ...	3	2
332/017	Air Adjusting Screw ...	3	1 0
4/148	Air Adjusting Screw Spring ...	3	4
376/068	Throttle Stop Screw ...	3	1 0
376/069	Throttle Stop Screw Spring ...	3	3
376/066	Air Intake Tube ...	3	4 9
376/083	Float ...	3	6 0
376/085	Float Hinge Spindle ...	3	8
376/094	Float Spindle Bush ...	3	4
376/089	Float Needle ...	3	1 10
376/088	Needle Seating ...	3	3 0
14/175	Needle Seating Washer ...	3	2
376/090	Banjo ...	3	2 6
14/175	Banjo Washer ...	3	2
376/091	Banjo Bolt ...	3	8
376/092	Banjo Bolt Washer ...	3	2
376/086	Tickler ...	3	1 3
343/011	Tickler Body ...	3	1 6
376/087	Tickler Spring ...	3	2
376/077	Float Chamber Cover ...	3	3 0
376/078	Float Chamber Cover Joint ...	3	4
376/079	Float Chamber Cover Screw ...	9	2
376/093	Filter Gauze ...	3	1 0
BC1	Throttle Cable ...	1	4 6
BC2	Air Cable ...	1	3 6

NOTE: Carburettor Components or fittings additional to foregoing list, are obtainable only from Car Manufacturers.

AMAL Carburettor Components or Fittings addi-

FOR OTHER TYPES
OF SPRINGS REFER
TO PARTS LIST

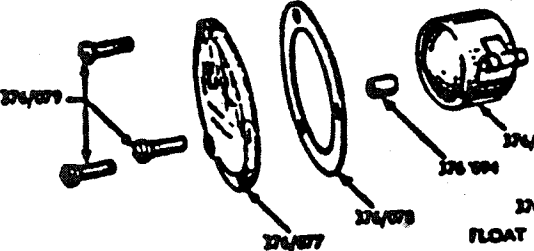
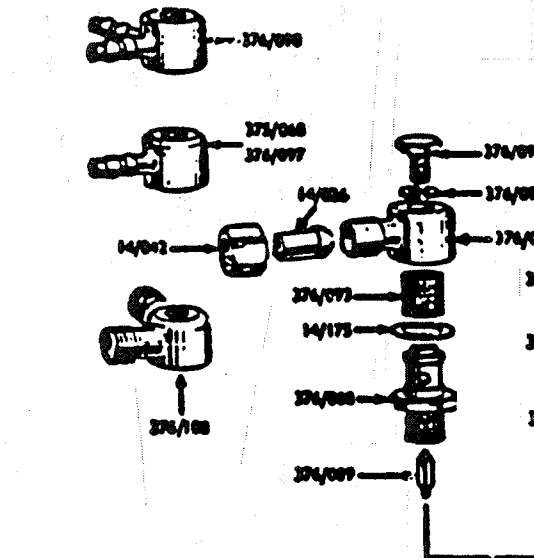
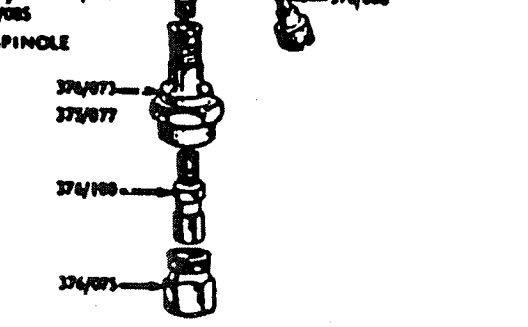


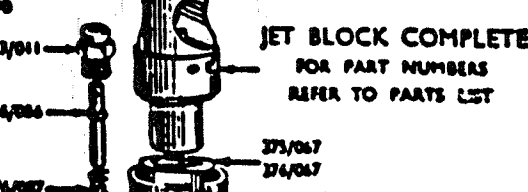
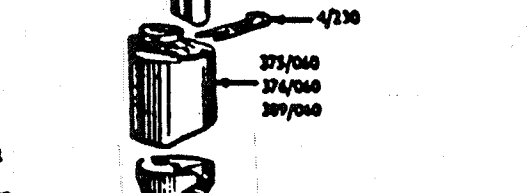
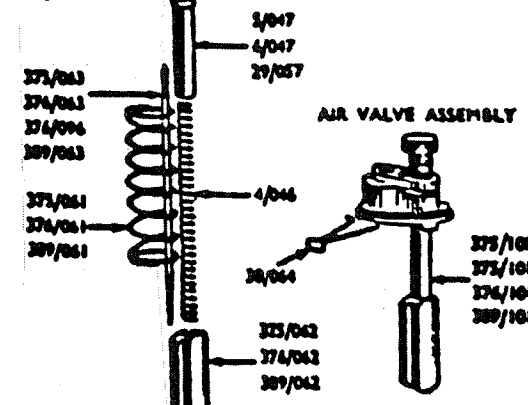
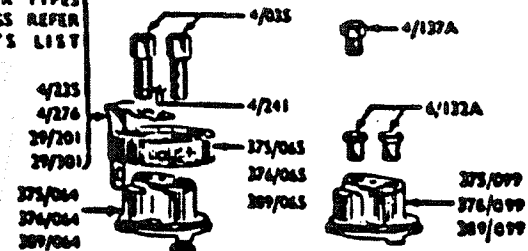
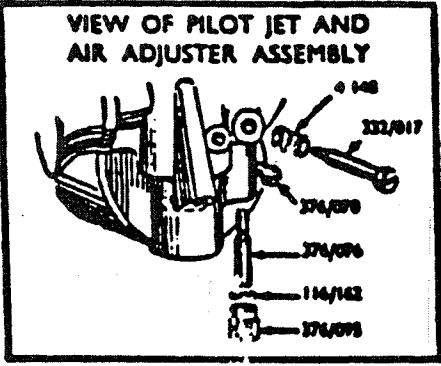
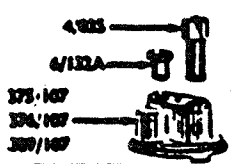


Fig. 8

AMAL CARBURETTER